



Faust Holiday Programme







Holiday Theatre

Sample Week Overview

The following is an example outline of a week of Holiday Theatre for ages 6 to 8. Content varies depending on the group and the leader. Each week children will study a new topic. Specific content is shared with parents through an emailed mid-week workshop report and an end of week open session.

Over the course of the week children will be introduced to drama through a variety of theatre approaches and techniques. Working as a group, the children will take on roles, responding to a stimulus piece which will be developed into a story that is unravelled bit by bit each day. They will need to work together in order to help solve the problems that the characters they meet are experiencing. Their ideas will be developed through communication and group work. Performance skills explored will include working in role, improvisation, story telling and characterisation. The week will end with an open session, sharing what they have learnt with friends and family.

By the end of this week learners will have:

-  Developed confidence in communication
-  Explored characterisation
-  Developed group work skills
-  Been introduced to improvisation and used it to think in role
-  Learnt some key theatrical concepts and processes
-  Shared a short performance piece in front of friends and family

Monday	Introduction and Ice-breaking The first day is always about helping everyone feel comfortable with a variety of fun ice-breaking, team-building and name games. The majority of the workshop will be spent creating a fun and safe environment in which the students can work. We will also discuss what we will be doing this week
Tuesday	Meet the Characters Every day will begin with a warm-up to get the imagination flowing, bodies warmed up and encourage group work. These will include a name game, physical game or a concentration/focus exercise. Then the framework for our whole group drama will be introduced. Children work in role with a leader and discover the first problem the characters from our story face and work in groups to hopefully over come them. This is done through improvisational activities and theatrical devices such as freeze-frames or hot seating.
Wednesday	Moving Forward Today's focus will be on furthering our narrative. Our characters have been empowered by the help from their friends. What are they going to do with their

Faust International Ltd.

13th Floor, Fu Fai Commercial Centre, 27 Hillier Street, Sheung Wan

Tel (852) 2547 9114 Fax (852) 2547 9799 Email Info@FaustWorld.com Website www.FaustWorld.com

	<p>new skills and knowledge? This is a decision making process and through discussion and practical work an original group ending will be decided upon. Next we will begin to put together ideas for our performance and begin to shape the open session. To end this workshop ideas about essential props, set and costume will be shared.</p>
Thursday	<p>Blocking and Rehearsing</p> <p>By now our story will have come to a conclusion and it is time to begin taking our favourite parts and putting them together into a presentation. The focus will be on presentation skills, how to engage an audience and bringing everyone to their fullest potential. Props and set will be finalised and plans for tomorrow will be made.</p>
Friday	<p>Time to Perform</p> <p>In our final workshop we will have one last chance to run the presentation in order to get it ready for our audience. Our families and friends are all welcome to come watch we have done! This will also be a time to reflect on what we have learnt and recap the week.</p>

Please note that the above is a sample outline only. This represents the types of activities that children of this age may do. Programme content will depend on the group and the leader and will not necessarily follow this plan exactly.

If you have any questions, please do not hesitate to contact us by phone on 2547 9114 or by email at Info@Faustworld.com.